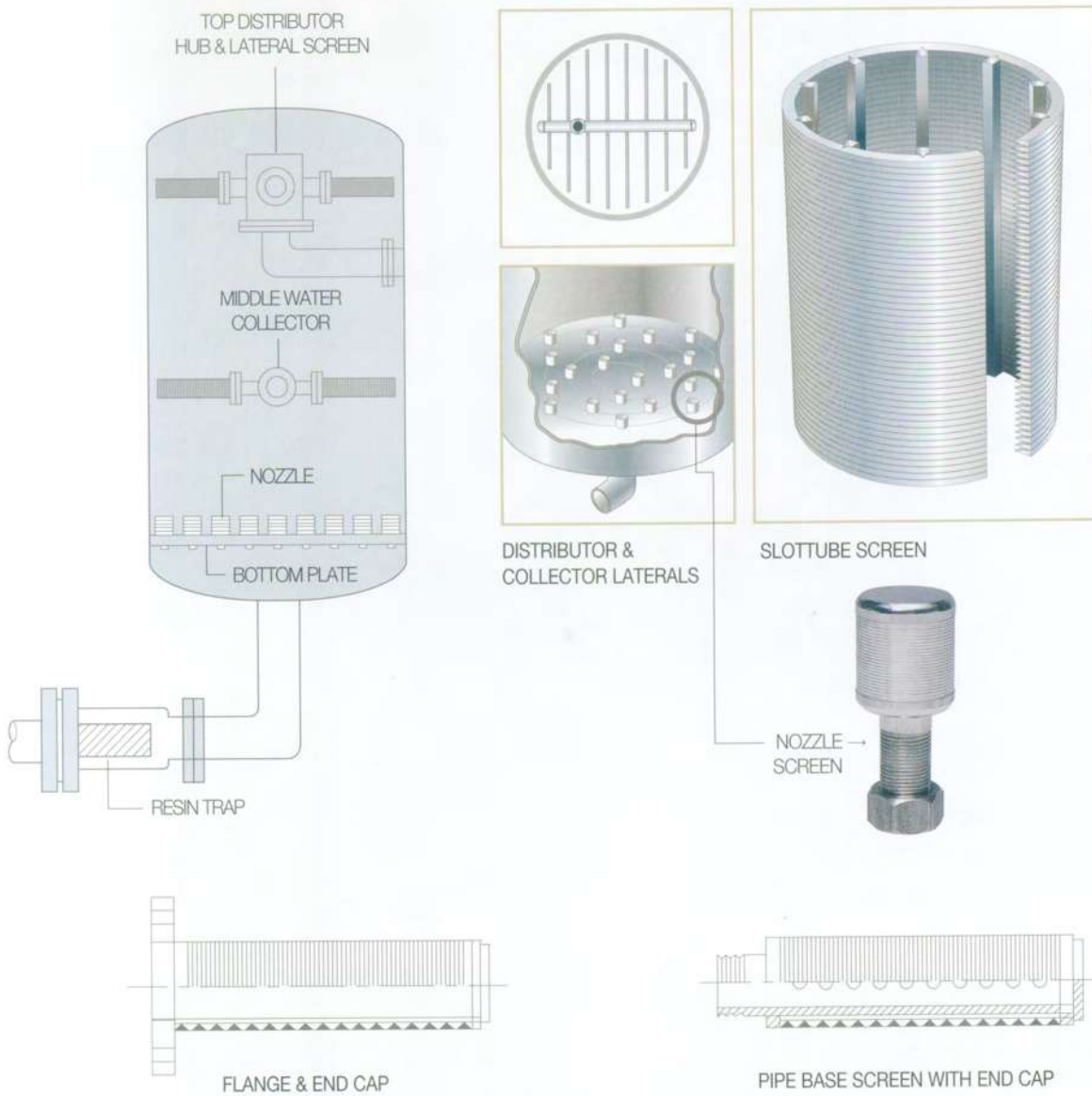


Application

- Water Ion Exchange
- Sand Filter
- Activited Carbon Filter
- Demineralization

Water Ion Exchange System



Wedge Wire Screens of All Kinds



CANDLES



E.C.W. (EXTERNAL CIRCUMFERENTIAL WIRE)



SCREW PRESS SCREEN



CATALYST SUPPORT GRID



BASKET



NOZZLE



TOP DISTRIBUTOR AND BOTTOM HEADER WITH LATERALS



RESIN TRAP



FLAT SCREEN

Various Screen Construction



E.C.W.
(EXTERNAL CIRCUMFERENTIAL WIRE)




INVERTED SCREEN



I.A.W.
(INTERNAL AXIAL WIRE)

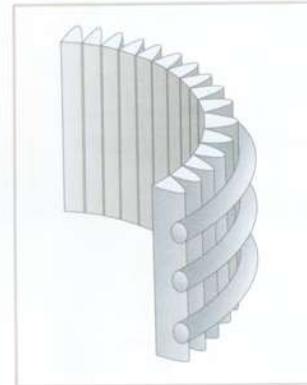
Sectional Diagram



E.C.W.
(EXTERNAL CIRCUMFERENTIAL WIRE)



I.C.W.
(INTERNAL CIRCUMFERENTIAL WIRE)



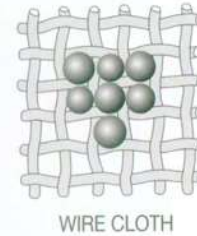
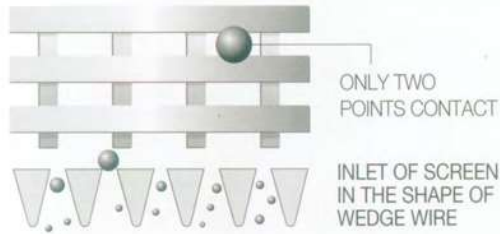
I.A.W.
(INTERNAL AXIAL WIRE)

Micron VS. Mesh

Micron VS. Mesh

Microns	25	37	50	75	100	125	149	177	200	250	305	355	400	500	590	710	750	840	1000	1190	1250	1410	1500	1680
Mesh	-	400	270	200	150	120	100	80	70	60	50	45	40	35	30	25	-	20	18	15	-	14	-	12

Wedge Wire Screen Vs Perforated Plate and Wire Cloth



Open Area

The flow rate per square foot of cylindrical screen surface can be calculated from the expression.

Open Area Factor

$$OAF = \frac{S}{W + S}$$

(W = Wire Width, S = Slot)

Pressure Drop

Approximated by using the graph

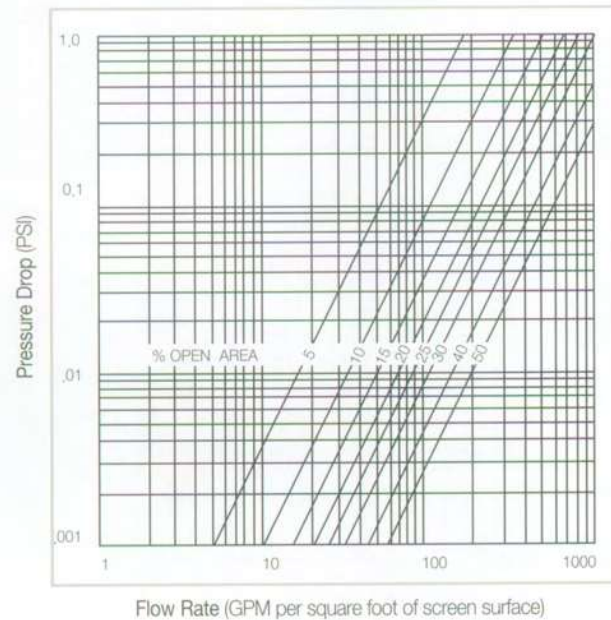
$$\frac{144Q}{\pi dL}$$

Where,

Q = Total service flow in GPM

d = Outside diameter of screen in inches

L = Total length of screen(s) in system, in inches

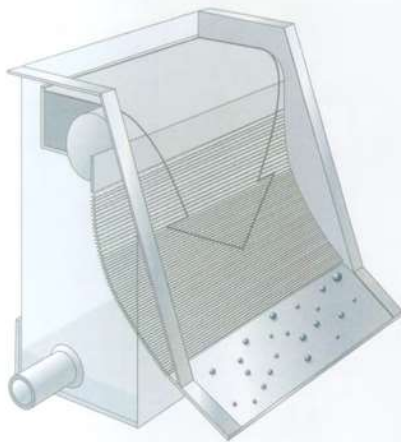


Wedge Wires			Profile Fins			House Shape Fins		
ITEM	W	H	ITEM	W	H	ITEM	W	H
11W	1,1	2,2	11F	1,1	2,2	15H	1,5	2,5
13W	1,3	2,5	13F	1,3	2,5	23H	2,3	3,5
15W	1,5	2,5	15F	1,5	2,5	30H	3,0	4,3
23W	2,3	3,5	23F	2,3	3,5	35H	3,5	5,0
27W	2,7	4,2	27F	2,7	4,2			

Machinery

- Curve direction & filtration direction are to be determined by the customer.
- Frame & reinforcements can be designed & calculated on request.

Curved Screen



- # 1, Freezing vegetable
- # 2, Hog rising
- # 3, Lather industry
- # 4, Bottle cleansing
- # 5, Fish canning
- # 6, Fiber dyeing

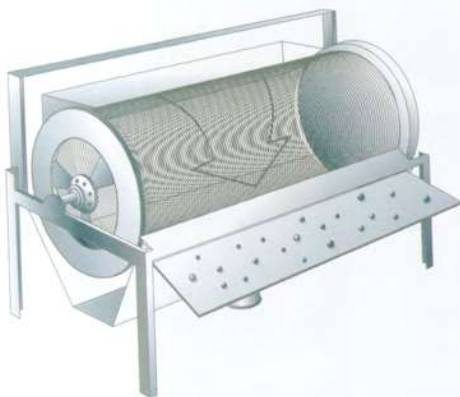
Curved Screen : Capability(m³/hr)

Waste Water	Slot	Size				
		NFS-50	NFS-65	NFS-80	NFS-100	NFS-150
#1	1,0	25	50	74	132	200
#2	0,5	8	16	24	43	65
#3	1,0	15	30	44	79	120
#4	0,5	11	23	33	59	90
#5	0,75	13,5	28	41	73	110
#6	0,5	17,5	35	52	92	140

Curved Screen : Specification

Model	NFS-50	NFS-65	NFS-80	NFS-100	NFS-150
Screen, W	300	600	900	1200	1828
Screen, H	900	900	900	1200	1200
Body, W	380	680	980	1300	1928
Body, H	1700	1700	1700	2150	2150
Body, D	920	920	920	1100	1100
Inlet	50A	65A	80A	100A	150A
Outlet	100A	125A	150A	200A	300A

Scum Drum Screen



A Type Of Scum Drum Screen

Model	NFD-800S	NFD-800M	NFD-800L	NFD-1200S	NFD-1600S
A Parts(MM)					
Screen Drum Diameter	800 ø	800 ø	800 ø	800 ø	800 ø
Screen Drum Length(W2)	900	1200	1800	1800	2200
Machine Length	1500	1500	1500	2100	2800
Machine Height	1400	1400	1400	2065	2750
Machine Width(W1)	1200	1500	2100	2100	2505
Machine Power(kw)	0,75	1,5	1,5	1,5	2,2

Disposition Capability(m³/hr)

Slot Size	#1	#2	1	2	1	2	1	2	1	2
3,0	134	67	180	90	268	134	400	200	660	330
4,0	160	80	210	105	317	159	480	240	780	390
5,0	180	90	240	120	360	180	540	270	960	480

- # 1, Scum Separation
- # 2, Mixing Pollutant

Flat Screen




Reverse Rolled Slot Tube



Connical Basket



Support Screen



Nozzle



Standard Nozzle Specifications

Fitting	Size	20A (ø 27,2)	25A (ø 34)
	Type	Thread	Thread
Screen Diameter		OD 48,6 MM	OD 48,6 MM
Screen Length		42 MM	42 MM
Overall Length		130 MM	130 MM
Optimum Spacing		100-130	100-130

Standard Nozzle Performance Data

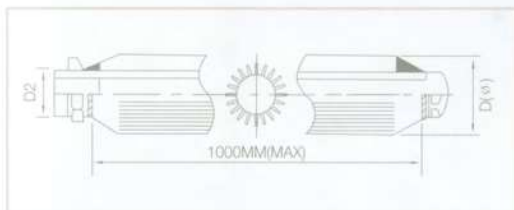
Suggested Maximum Collection Flow Per Nozzle (m ³ /hr)	0,9	0,9
Suggested Maximum Backwash Flow Per Nozzle (m ³ /hr)	1,5	2,6
Collapse Pressure (kg/cm ²)	330	330
Burst Pressure (kg/cm ²)	195	195

Filter

Plated Filter

Metal Filter Media

- Woven Wire Cloth
- Metal Fiber



Type	O.D. D(φ)	Qty Of Pleated(N)	Thread D2	Filtering Area		
				250 l	500 l	750 l
NF42	42	31	M30 x P2,0	0,124	0,248	0,362
NF44	44	32	M30 x P2,0	0,128	0,256	0,373
NF50	50	35	M30 x P2,0	0,134	0,274	0,408
NF63	63	44	M42 x P2,0	0,169	0,345	0,514
NF65	65	44	M42 x P2,0	0,169	0,345	0,514

Filter Cloth (Woven Wire Cloth)


Absolute Filter Rating (Microns)	Nominal Filter Rating (Microns)	Wire Cloth Specification - Warp/Weft(Mesh)
5 - 6	< 1	510 x 3600
6 - 7	< 1	450 x 2750
7 - 8	1	375 x 2300
8 - 9	2	325 x 2300
9 - 10	3	325 x 1900
11 - 12	4	250 x 1400
12 - 14	5	200 x 1400
16 - 18	10	165 x 1400
24 - 26	15	165 x 800
28 - 32	20	200 x 600
35 - 38	25	80 x 700
70 - 75	50	40 x 560
90 - 100	80	30 x 360
110 - 120	100	20 x 250

(Twilled Dutch Filter Media)

Tube Filter

Metal Filter Media

- Sintered 5-Layers Plate
- Woven Wire Media
- Metal Powder
- Metal Fiber



O.D.	φ 25,	φ 50,	φ 63,5,	φ 65,	φ 70,	φ 100
Length	250,	500,	750,	1000,	1000,	1000